

# Manor Investment Funds

8000 Town Centre Drive, Suite 400  
Broadview Heights, OH 44147  
800-663-4851

## **Manor Investment Funds Prospectus**

**April 30, 2017**

Manor Fund Shares (MNRMX)  
Growth Fund Shares (MNRGX)  
Bond Fund Shares (MNRBX)

This Prospectus contains financial data for the Funds through the fiscal year ended December 31, 2016. The Securities and Exchange Commission has not approved or disapproved these securities or passed upon the adequacy of this prospectus. Any representation to the contrary is a criminal offense.

### **Contents**

---

Summary Section	1
Manor Fund	1
Growth Fund	5
Bond Fund	10
Investment Objectives and Policies and Non-Principal Risks	14
Management of the Funds	16
Investing with Manor Investment Funds	17
Distributions and Taxes	20
General Information	20
Financial Highlights	21
Privacy Policies and Procedures	24
Glossary of Investment Terms	25
For More Information	26



## SUMMARY SECTION

### The Manor Fund

#### Investment Objective

The Manor Fund seeks long-term capital appreciation and a moderate level of income.

#### Fees and Expenses of the Fund

This table describes the fees and expenses you may pay if you buy and hold shares of the Manor Fund.

##### Shareholder Fees

(Fees paid directly from your investment)

	Manor Fund
Maximum Sales Charge (Load) Imposed on Purchases (as a percentage of offering price)	None
Maximum Deferred Sales Charge (Load)	None
Maximum Sales Charge (Load) Imposed on Reinvested Dividends	None
Redemption Fee	None

##### Annual Fund Operating Expenses

(Expenses that you pay each year as a percentage of the value of your investment)

	Manor Fund
Management Expenses	1.00 %
Other Expenses	0.50 %
Total Annual Operating Expenses	1.50 %
Reduction per Expense Limitation Agreement	(0.25 %)
Total Annual Fund Operating Expenses <sup>1,2</sup>	1.25 %

<sup>1</sup> Effective April 30, 2016, Morris Capital Advisors, LLC (the "Adviser") has entered into an Expense Limitation Agreement with the Fund under which it has agreed to waive or reduce its fees and to assume other expenses of the Fund, if necessary, in an amount that limits the Fund's annual operating expenses (exclusive of interest, taxes, brokerage fees and commissions, acquired Fund fees and expenses, extraordinary expenses, dividend and interest expenses related to short investments) to not more than 1.25% through at least May 1, 2017. The current contractual agreement cannot be terminated prior to at least one year after the effective date without the Board of Trustees' approval.

<sup>2</sup> Total Annual Fund Operating Expenses do not correlate to the ratio of expenses to average net assets provided in the Financial Highlights. The information in the Financial Highlights reflects the operating expenses of the Fund as of the Manor Fund's fiscal year end and does not include the effect of the Expense Limitation Agreement effective April 30, 2016. Expenses in the table above have been reduced to reflect the impact of the Expense Limitation Agreement.

#### Example

This example is intended to help you compare the cost of investing in shares of the Manor Fund with the cost of investing in other mutual funds. The example assumes that you invest \$10,000 in the Manor Fund for the time periods indicated and then redeem all of your shares at the end of those periods. The example also assumes that your investment has a 5% return each year and that the Manor Fund's operating expenses remain the same. Although your actual costs may be higher or lower, based on these assumptions your costs would be:

	1 Year	3 Years	5 Years	10 Years
<b>The Manor Fund</b>	\$ 127	\$ 450	\$ 795	\$ 1,769

## **Portfolio Turnover**

The Manor Fund pays transaction costs, such as commissions, when it buys and sells securities (or “turns over” its portfolio). A higher portfolio turnover rate may indicate higher transaction costs and may result in higher taxes when Manor Fund shares are held in a taxable account. These costs, which are not reflected in annual fund operating expenses or in the example, affect the Manor Fund’s performance. During the most recent fiscal year, the portfolio turnover rate for the Manor Fund was 19.71%.

## **Principal Investment Strategies**

The Manor Fund invests primarily in the common stock of large corporations with an average market capitalization generally over \$50 billion, when the advisor believes the shares are priced attractively relative to the earnings and financial strength of the company. The Fund generally holds individual investments for three to five years, but occasionally, securities may be sold within 12 months of purchase if circumstances of a particular company, industry, or the general market should change.

## **Principal Risks**

An investor could lose money investing in the Manor Fund. The Manor Fund is intended for long-term investors who can accept fluctuations in value and other risks associated with seeking the investment objectives of each Fund.

Risks in the **Manor Fund** include:

- the possibility of a general decline in the stock market,
- the possibility that a shift in economic conditions will adversely impact large corporations,
- or that the Fund manager will be unsuccessful in identifying attractive investments.

In addition to the risks outlined above, the Manor Fund carries the risk that Daniel A. Morris, the portfolio manager and chief compliance officer of the Fund, will be unable to perform his duties due to death or disability.

In addition to the risks associated with the investment strategy of the Fund, an investor is subject to risk from general market fluctuations, interest rate shifts, credit risk, and the effect of inflation.

### *Market Risk*

In the event of a general market decline, the value of the Fund could decline. The values of investments may change, and possibly decrease, perhaps severely, in response to fluctuations in the stock market generally.

### *Interest Rate Risk*

If interest rates increase the value of portfolio investments could decline. The potential for fluctuations in bond prices is primarily due to changes in interest rates.

### *Credit Risk*

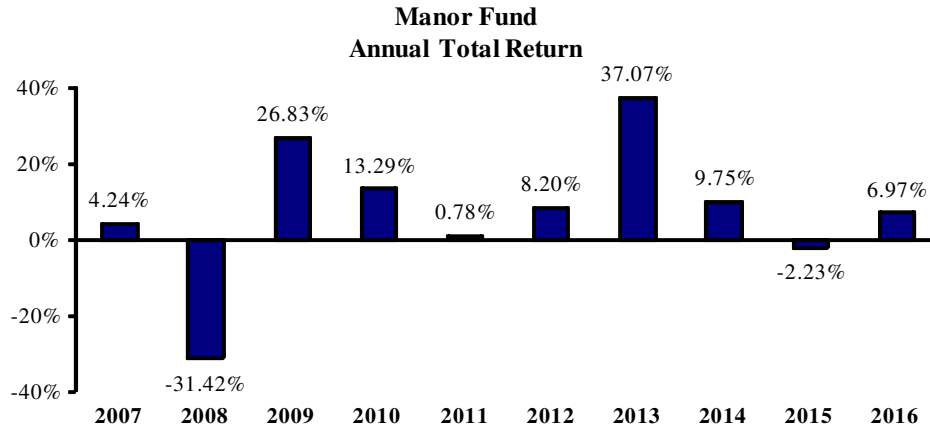
Credit risk could impact the value of specific stock or bond investments, or an entire industry sector, if investors become concerned about the ability of creditors to continue debt service on an ongoing basis. Credit risk is the chance that the issuer of a bond will default on its promise to pay interest and or principal at maturity.

### *Inflation Risk*

Inflation is the impact of rising prices over time. It has the effect of reducing the future value of financial assets due to decreased purchasing power. The impact of inflation, and investors’ expectation of future inflation, can impact the current value of portfolio investments, resulting in lower stock prices.

**Performance Information**

The bar chart below shows how the Manor Fund’s investment results vary from year to year. The table below shows how the Manor Fund’s average annual total returns compare over time to those of a broad-based securities market index. This information provides some indication of the risks of investing in the Manor Fund. The Manor Fund’s past performance (before and after taxes) is not necessarily an indication of its future performance.



The Fund’s year-to-date total return through March 31, 2017 was 6.17%. During the period shown in the bar chart above, the lowest return for a calendar quarter for the Manor Fund was –20.74% during the 4th Quarter 2008. The highest return was 14.54% during the 3rd Quarter 2009.

**Average Annual Total Returns**  
**For the Periods ended December 31, 2016**

	<u>1 Year</u>	<u>5 Year</u>	<u>10 Year</u>
Return before taxes	6.97 %	11.22 %	5.83 %
Return after taxes on distributions	5.28 %	10.19 %	5.21 %
Return after taxes on distributions & sale of Fund shares	6.56 %	8.52 %	4.74 %
S&P 500 Index	11.96 %	14.65 %	6.94 %
Reflects no deduction for fees, expenses or taxes			

The primary index for comparison is the S&P 500 Index, a broad market index of large capitalization stocks.

After-tax returns are calculated using the historical highest individual federal marginal income tax rates and do not reflect the impact of state, local or foreign taxes. Actual after-tax returns depend on an investor’s tax situation and may differ from those shown, and after-tax returns shown are not relevant to investors who hold their Fund shares through tax-deferred arrangements, such as 401(k) Plans or Individual Retirement Accounts.

**Investment Advisor**

Morris Capital Advisors, LLC is the investment advisor to the Manor Fund. For more information on the Investment Advisor, please see “Management of the Funds” later in the prospectus and “The Advisor” in the statement of additional information.

**Portfolio Manager**

Daniel A. Morris has been the portfolio manager of the Manor Fund since its inception in 1995. Mr. Morris is the President and Chief Investment Officer of the Advisor. He is also the President, Chairman of the Board of Trustees and Chief Compliance Officer of the Fund.

**Purchase and Sale of Fund Shares**

Minimum initial purchase for Fund shares is \$1,000 with minimum subsequent purchases of \$25. Shares can be purchased by check payable to Manor Investment Funds c/o Mutual Shareholder Services, LLC, 8000 Town Centre Drive, Suite 400, Broadview Heights, OH 44147. Fund shares can be redeemed by calling Mutual Shareholder Services at 800-663-4851.

You may purchase and redeem (sell) shares of the Fund on any business day through certain broker-dealers and other financial intermediaries.

**Tax Information**

Distributions from the Fund may be taxable as ordinary income or capital gains, unless you are investing through a tax-deferred arrangement such as an individual retirement account.

**Payments to Broker-Dealers and Other Financial Intermediaries**

If you purchase a Fund through a broker-dealer or other financial intermediary (such as a bank), the Fund’s Distributor, or Advisor and its related companies may provide compensation for the sale of Fund shares and related services. These payments may create a conflict of interest by influencing the broker-dealer or other intermediary and your salesperson to recommend the Fund over another investment. Ask your salesperson or visit your financial intermediary’s website for more information.

## The Growth Fund

### Investment Objective

The Growth Fund seeks long-term capital appreciation.

### Fees and Expenses

This table describes the fees and expenses you may pay if you buy and hold shares of the Growth Fund.

#### Shareholder Fees

(Fees paid directly from your investment)

	Growth Fund
Maximum Sales Charge (Load) Imposed on Purchases (as a percentage of offering price)	None
Maximum Deferred Sales Charge (Load)	None
Maximum Sales Charge (Load) Imposed on Reinvested Dividends	None
Redemption Fee	None

#### Annual Fund Operating Expenses

(Expenses that you pay each year as a percentage of the value of your investments)

	Growth Fund
Management Expenses	1.00 %
Other Expenses	0.50 %
Total Annual Operating Expenses	1.50 %
Reduction per Expense Limitation Agreement	(0.51 %)
Total Annual Fund Operating Expenses <sup>1,2</sup>	0.99 %

<sup>1</sup> Effective April 30, 2016, Morris Capital Advisors, LLC (the "Adviser") has entered into an Expense Limitation Agreement with the Fund under which it has agreed to waive or reduce its fees and to assume other expenses of the Fund, if necessary, in an amount that limits the Fund's annual operating expenses (exclusive of interest, taxes, brokerage fees and commissions, acquired Fund fees and expenses, extraordinary expenses, dividend and interest expenses related to short investments) to not more than 0.99% through at least May 1, 2017. The current contractual agreement cannot be terminated prior to at least one year after the effective date without the Board of Trustees' approval.

<sup>2</sup> Total Annual Fund Operating Expenses do not correlate to the ratio of expenses to average net assets provided in the Financial Highlights. The information in the Financial Highlights reflects the operating expenses of the Fund as of the Growth Fund's fiscal year end and does not include the effect of the Expense Limitation Agreement effective April 30, 2016. Expenses in the table above have been reduced to reflect the impact of the Expense Limitation Agreement.

#### Example

This example is intended to help you compare the cost of investing in shares of the Growth Fund with the cost of investing in other mutual funds. The example assumes that you invest \$10,000 in the Growth Fund for the time periods indicated and then redeem all of your shares at the end of those periods. The example also assumes that your investment has a 5% return each year and that the Growth Fund's operating expenses remain the same. Although your actual costs may be higher or lower, based on these assumptions your costs would be:

	1 Year	3 Years	5 Years	10 Years
<b>The Growth Fund</b>	\$ 101	\$ 424	\$ 770	\$ 1,747

## **Portfolio Turnover**

The Growth Fund pays transaction costs, such as commissions, when it buys and sells securities (or “turns over” its portfolio). A higher portfolio turnover rate may indicate higher transaction costs and may result in higher taxes when Growth Fund shares are held in a taxable account. These costs, which are not reflected in annual fund operating expenses or in the example, affect the Growth Fund’s performance. During the most recent fiscal year, the portfolio turnover rate for the Growth Fund was 13.21%.

## **Principal Investment Strategies**

The Growth Fund invests primarily in the common stock of large corporations with an average market capitalization generally over \$7.5 billion, when the advisor believes the share are priced attractively relative to the growth potential of company earnings. The Growth Fund generally holds individual investments for three to five years, but occasionally, securities may be sold within 12 months of purchase if circumstances of a particular company, industry, or the general market should change.

## **Principal Risks**

An investor could lose money investing in the Growth Fund. The Growth Fund is intended for long-term investors who can accept fluctuations in value and other risks associated with seeking the investment objectives of each Fund.

Risks in the **Growth Fund** include:

- the possibility of a general decline in the stock market,
- the possibility that a shift in economic conditions will adversely impact companies with strong growth rates,
- or that the Fund manager will be unsuccessful in identifying attractive investments.

In addition to the risks outlined above, the Growth Fund carries the risk that Daniel A. Morris, the portfolio manager and chief compliance officer, will be unable to perform his duties due to death or disability.

In addition to the risks associated with the investment strategy of the Fund, an investor is subject to risk from general market fluctuations, interest rate shifts, credit risk, the effect of inflation, and technology sector risk.

### *Market Risk*

In the event of a general market decline, the value of the Fund could decline. The values of investments may change, and possibly decrease, perhaps severely, in response to fluctuations in the stock market generally.

### *Interest Rate Risk*

If interest rates increase the value of portfolio investments could decline. The potential for fluctuations in bond prices is primarily due to changes in interest rates.

### *Credit Risk*

Credit risk could impact the value of specific stock or bond investments, or an entire industry sector, if investors become concerned about the ability of creditors to continue debt service on an ongoing basis. Credit risk is the chance that the issuer of a bond will default on its promise to pay interest and or principal at maturity.

### *Inflation Risk*

Inflation is the impact of rising prices over time. It has the effect of reducing the future value of financial assets due to decreased purchasing power. The impact of inflation, and investors’ expectation of future inflation, can impact the current value of portfolio investments, resulting in lower stock prices.

### *Technology Sector Risk*

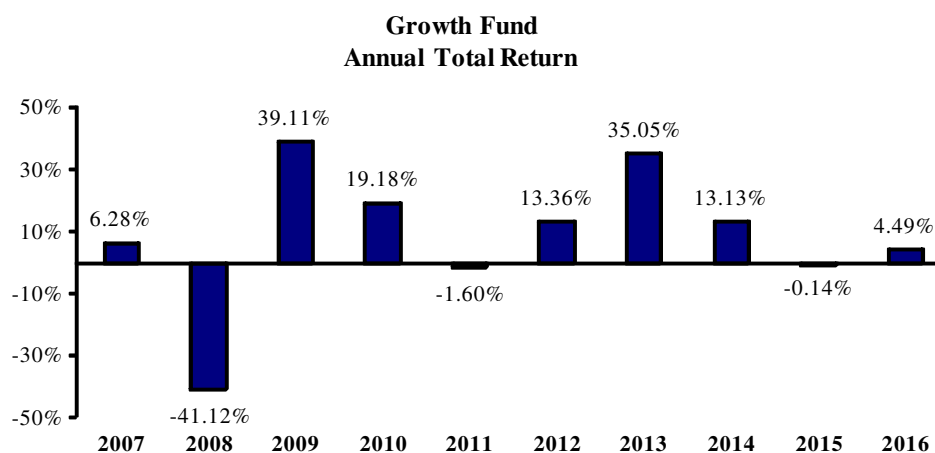
The fund may, at times invest a substantial portion of the portfolio in companies in the technology sector. Companies in this sector are subject to the risk of rapidly changing technological developments and highly



competitive industry participants. As a result, many companies can have variable earnings and may not pay dividends, leading to higher volatility as investor expectations shift.

## Performance Information

The bar chart below shows how the Growth Fund's investment results vary from year to year. The table below shows how the Growth Fund's average annual total returns compare over time to those of a broad-based securities market index. This information provides some indication of the risks of investing in the Growth Fund. The Growth Fund's past performance (before and after taxes) is not necessarily an indication of its future performance.



The Growth Fund's year-to-date total return through March 31, 2017 was 5.27%. During the period shown in the bar chart above, the lowest return for a calendar quarter for the Growth Fund was -23.67% for the 4<sup>th</sup> Quarter of 2008, the highest return was 15.25% during the 2<sup>nd</sup> Quarter of 2009.

### Average Annual Total Returns For the Periods ended December 31, 2016

	<u>1 Year</u>	<u>5 Year</u>	<u>10 Year</u>
Return before taxes	4.49 %	12.56 %	6.31 %
Return after taxes on distributions	4.45 %	11.82 %	5.70 %
Return after taxes on distributions & sale of Fund shares	2.90 %	7.87 %	4.36 %
S&P 500 Index	11.96 %	14.65 %	6.94 %
Reflects no deduction for fees, expenses or taxes			

The primary index for comparison is the S&P 500 Index, a broad market index of large capitalization stocks.

After-tax returns are calculated using the historical highest individual federal marginal income tax rates and do not reflect the impact of state, local or foreign taxes. Actual after-tax returns depend on an investor's tax situation and may differ from those shown, and after-tax returns shown are not relevant to investors who hold their Fund shares through tax-deferred arrangements, such as 401(k) Plans or Individual Retirement Accounts.

**Investment Advisor**

Morris Capital Advisors, LLC is the investment advisor to the Growth Fund. For more information on the Investment Advisor, please see “Management of the Funds” later in the prospectus and “The Advisor” in the statement of additional information.

**Portfolio Manager**

Daniel A. Morris has been the portfolio manager of the Growth Fund since its inception in 1999. Mr. Morris is the President and Chief Investment Officer of the Advisor. He is also the President, Chairman of the Board of Trustees and Chief Compliance Officer of the Fund.

**Purchase and Sale of Fund Shares**

Minimum initial purchase for Fund shares is \$1,000 with minimum subsequent purchases of \$25. Shares can be purchased by check payable to Manor Investment Funds c/o Mutual Shareholder Services, LLC, 8000 Town Centre Drive, Suite 400, Broadview Heights, OH 44147. Fund shares can be redeemed by calling Mutual Shareholder Services at 800-663-4851.

You may purchase and redeem (sell) shares of the Fund on any business day through certain broker-dealers and other financial intermediaries.

**Tax Information**

Distributions from the Funds may be taxable as ordinary income or capital gains, unless you are investing through a tax-deferred arrangement such as an individual retirement account.

**Purchases to Broker-Dealers and Other Financial Intermediaries**

If you purchase a Fund through a broker-dealer or other financial intermediary (such as a bank), the Fund’s Distributor or Advisor and its related companies may provide compensation for the sale of Fund shares and related services. These payments may create a conflict of interest by influencing the broker-dealer or other intermediary and your salesperson to recommend the Fund over another investment. Ask your salesperson or visit your financial intermediary’s website for more information.

## The Bond Fund

### Investment Objective

The Bond Fund seeks to provide current income.

### Fees and Expenses

This table describes the fees and expenses you may pay if you buy and hold shares of the Bond Fund.

#### Shareholder Fees

(Fees paid directly from your investment)

	Bond Fund
Maximum Sales Charge (Load) Imposed on Purchases (as a percentage of offering price)	None
Maximum Deferred Sales Charge (Load)	None
Maximum Sales Charge (Load) Imposed on Reinvested Dividends	None
Redemption Fee	None

#### Annual Fund Operating Expenses

(Expenses that you pay each year as a percentage of the value of your investments)

	Bond Fund
Management Expenses	0.50 %
Other Expenses	0.50 %
Total Annual Operating Expenses	1.00 %
Reduction per Expense Limitation Agreement	(0.05 %)
Total Annual Fund Operating Expenses <sup>1,2</sup>	0.95 %

<sup>1</sup> Effective April 30, 2016, Morris Capital Advisors, LLC (the "Adviser") has entered into an Expense Limitation Agreement with the Fund under which it has agreed to waive or reduce its fees and to assume other expenses of the Fund, if necessary, in an amount that limits the Fund's annual operating expenses (exclusive of interest, taxes, brokerage fees and commissions, acquired Fund fees and expenses, extraordinary expenses, dividend and interest expenses related to short investments) to not more than 0.95% through at least May 1, 2017. The current contractual agreement cannot be terminated prior to at least one year after the effective date without the Board of Trustees' approval.

<sup>2</sup> Total Annual Fund Operating Expenses do not correlate to the ratio of expenses to average net assets provided in the Financial Highlights. The information in the Financial Highlights reflects the operating expenses of the Fund as of the Bond Fund's fiscal year end and does not include the effect of the Expense Limitation Agreement effective April 30, 2016. Expenses in the table above have been reduced to reflect the impact of the Expense Limitation Agreement.

#### Example

This example is intended to help you compare the cost of investing in shares of the Bond Fund with the cost of investing in other mutual funds. The example assumes that you invest \$10,000 in the Bond Fund for the time periods indicated and then redeem all of your shares at the end of those periods. The example also assumes that your investment has a 5% return each year and that the Bond Fund's operating expenses remain the same. Although your actual costs may be higher or lower, based on these assumptions your costs would be:

	1 Year	3 Years	5 Years	10 Years
<b>The Bond Fund</b>	\$ 97	\$ 313	\$ 548	\$ 1,220

## **Portfolio Turnover**

The Bond Fund pays transaction costs, such as commissions, when it buys and sells securities (or “turns over” its portfolios). A higher portfolio turnover rate may indicate higher transaction costs and may result in higher taxes when Bond Fund shares are held in a taxable account. These costs, which are not reflected in annual fund operating expenses or in the previous expense example, affect the performance of the Funds. During the most recent fiscal year, the portfolio turnover rate for the Bond Fund was 41.29%.

## **Principal Investment Strategies**

The Bond Fund invests primarily in income producing securities issued by the U.S. Government or Agencies of the U.S. Government, such as U.S. Treasury bills, notes and bonds, or securities issued by GNMA, FNMA and FHLB. The Bond Fund generally maintains an average maturity of three to seven years, depending upon the interest rate and economic environment, but occasionally, securities may be sold within 12 months of purchase if circumstances of a particular company, industry, or the general market should change.

## **Principal Risks**

An investor could lose money investing in the Bond Fund. The Bond Fund is intended for long-term investors who can accept fluctuations in value and other risks associated with seeking the investment objectives of each Fund.

Risks in the **Bond Fund** include:

- the possibility that a rise in interest rates or inflation expectations will result in a decline in the value of portfolio investments,
- or that the portfolio manager will be unsuccessful in structuring the portfolio to take advantage of shifts in the interest rate markets.

In addition to the risks outlined above, the Bond Fund carries the risk that Daniel A. Morris, the portfolio manager and chief compliance officer, will be unable to perform his duties due to death or disability.

In addition to the risks associated with the investment strategy of the Bond Fund, an investor is subject to risk from general market fluctuations, interest rate shifts, credit risk, and the effect of inflation.

### *Market Risk*

In the event of a general market decline, the value of the Bond Fund could decline. The values of investments may change, and possibly decrease, perhaps severely, in response to fluctuations in the market generally.

### *Interest Rate Risk*

If interest rates increase the value of portfolio investments could decline. The potential for fluctuations in bond prices is primarily due to changes in interest rates.

### *Credit Risk*

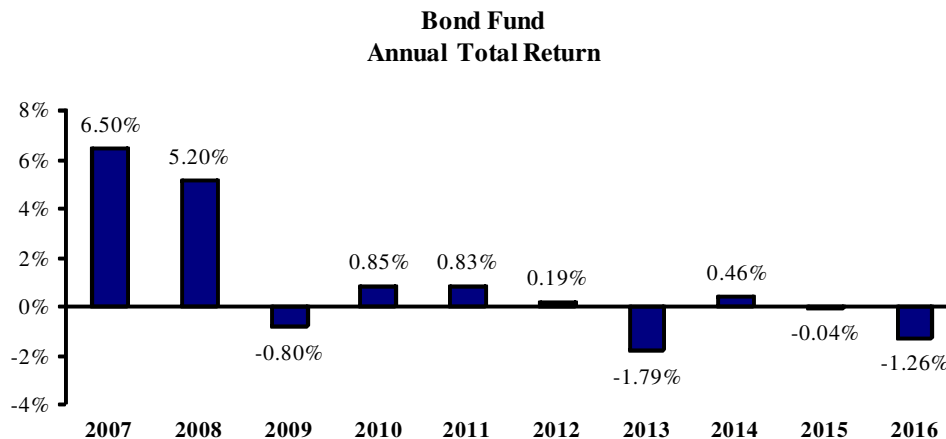
Credit risk could impact the value of specific stock or bond investments, or an entire industry sector, if investors become concerned about the ability of creditors to continue debt service on an ongoing basis. Credit risk is the chance that the issuer of a bond will default on its promise to pay interest and or principal at maturity.

### *Inflation Risk*

Inflation is the impact of rising prices over time. It has the effect of reducing the future value of financial assets due to decreased purchasing power. The impact of inflation, and investors’ expectation of future inflation, can impact the current value of portfolio investments, resulting in lower prices.

## Performance Information

The bar chart below shows how the Growth Fund's investment results vary from year to year. The table below shows how the Growth Fund's average annual total returns compare over time to those of a broad-based securities market index. This information provides some indication of the risks of investing in the Growth Fund. The Growth Fund's past performance (before and after taxes) is not necessarily an indication of its future performance.



The Bond Fund's year-to-date total return through March 31, 2017 was 0.19%. During the period shown in the bar chart above, the lowest return for a calendar quarter was -1.69% for the 2<sup>nd</sup> Quarter of 2013, the highest return was 3.04% during the 1<sup>st</sup> Quarter of 2008.

**Average Annual Total Returns  
For the Periods ended December 31, 2016**

	<u>1 Year</u>	<u>5 Year</u>	<u>10 Year</u>
Return before taxes	-1.26 %	-0.49 %	0.98 %
Return after taxes on distributions	-1.32 %	-0.57 %	0.70 %
Return after taxes on distributions & sale of Fund shares	-0.82 %	-0.32 %	0.67 %
Barclays Intermediate-term US Treasury Index - Reflects no deduction for fees, expenses or taxes	1.06 %	1.38 %	3.59 %

The primary index for comparison is the Barclays Intermediate-term US Treasury Index, an index of US Treasury Notes with a maximum maturity of 10 years.

After-tax returns are calculated using the historical highest individual federal marginal income tax rates and do not reflect the impact of state, local or foreign taxes. Actual after-tax returns depend on an investor's tax situation and may differ from those shown, and after-tax returns shown are not relevant to investors who hold their Fund shares through tax-deferred arrangements, such as 401(k) Plans or Individual Retirement Accounts.

**Investment Advisor**

Morris Capital Advisors, LLC is the investment advisor to the Bond Fund. For more information on the Investment Advisor, please see “Management of the Funds” later in the prospectus and “The Advisor” in the statement of additional information.

**Portfolio Manager**

Daniel A. Morris has been the portfolio manager of the Bond Fund since its inception in 1999. Mr. Morris is the President and Chief Investment Officer of the Advisor. He is also the President, Chairman of the Board of Trustees and Chief Compliance Officer of the Fund.

**Purchase and Sale of Fund Shares**

Minimum initial purchase for Fund shares is \$1,000 with minimum subsequent purchases of \$25. Shares can be purchased by check payable to Manor Investment Funds c/o Mutual Shareholder Services, LLC, 8000 Town Centre Drive, Suite 400, Broadview Heights, OH, 44147. Fund shares can be redeemed by calling Mutual Shareholder Services at 800-663-4851

You may purchase and redeem (sell) shares of the Fund on any business day through certain broker-dealers and other financial intermediaries.

**Tax Information**

Distributions from the Funds may be taxable as ordinary income or capital gains, unless you are investing through a tax-deferred arrangement such as an individual retirement account.

**Payments to Broker-Dealers and Other Financial Intermediaries**

If you purchase a Fund through a broker-dealer or other financial intermediary (such as a bank), the Fund and its related companies may provide compensation for the sale of Fund shares and related services. These payments may create a conflict of interest by influencing the broker-dealer or other intermediary and your salesperson to recommend the Fund over another investment. Ask your salesperson or visit your financial intermediary’s website for more information.

## INVESTMENT OBJECTIVES AND POLICIES AND NON-PRINCIPAL RISKS

### Principal Investment Strategies

The following sections explain the principal investment strategies and policies that each Fund uses in pursuit of its objective. The board of trustees of the Funds, which oversee the managers of the Funds, may change investment strategies or policies in the interest of shareholders without a shareholder vote, unless those strategies or policies are designated as fundamental.

The **Manor Fund** invests primarily in the common stock of large corporations with an average market capitalization generally greater than \$50 billion or more. The Fund may also invest in the preferred stock or the corporate fixed income securities of these companies that are convertible into common stock. The primary consideration in the selection of stock investments for the Manor Fund is the current price of the shares relative to the earnings and potential growth of earnings for each company. Under normal market conditions, the Fund should be fully invested. The Fund generally holds individual investments for three to five years, but occasionally, securities may be sold within 12 months of purchase if circumstances of a particular company, industry, or the general market should change.

The **Growth Fund** invests primarily in the common stock of large corporations with an average market capitalization generally greater than \$7.5 billion. The Fund generally invests in companies that have strong growth in earnings or revenues, the potential to maintain above average growth, and a reasonable valuation relative to the growth potential. Under normal market conditions, the Fund should be fully invested. The Fund generally holds individual investments for three to five years. In seeking to achieve its investment objective, the Fund ordinarily invests on a long-term basis, but occasionally, securities may be sold within 12 months of purchase if circumstances of a particular company, industry, or the general market should change.

The **Bond Fund** invests primarily in income producing securities issued by the U.S. Government or Agencies of the U.S. Government, such as U.S. Treasury bills, notes and bonds, or securities issued by GNMA, FNMA and FHLB. The Bond Fund generally maintains an average maturity of three to seven years, depending upon the interest rate and economic environment. The Bond Fund generally maintains an overall credit rating of A or better for portfolio securities, as measured by Moodys or S&P. The Fund may also invest in short term securities issued at a discount to face value such as U.S. Treasury bills. The Fund will generally hold investments to maturity; however, positions may be liquidated to shift the interest rate sensitivity of the portfolio in response to changing market and economic conditions. The portfolio manager will actively manage the average maturity of the portfolio by reducing the maturity of portfolio securities in anticipation of rising interest rate environments and extending the maturity of portfolio securities in anticipation of falling interest rate environments.

In addition to the risks associated with the investment strategy of the Fund, an investor is subject to risk from general market fluctuations, interest rate shifts, credit risk, and the effect of inflation.

#### *Market Risk*

In the event of a general market decline, the value of the Fund could decline. The values of investments may change, and possibly decrease, perhaps severely, in response to fluctuations in the stock market generally.

#### *Interest Rate Risk*

If interest rates increase the value of portfolio investments could decline. The potential for fluctuations in bond prices is primarily due to changes in interest rates.

#### *Credit Risk*

Credit risk could impact the value of specific stock or bond investments, or an entire industry sector, if investors become concerned about the ability of creditors to continue debt service on an ongoing basis. Credit risk is the chance that the issuer of a bond will default on its promise to pay interest and or principal



at maturity.

*Inflation Risk*

Inflation is the impact of rising prices over time. It has the effect of reducing the future value of financial assets due to decreased purchasing power. The impact of inflation, and investors' expectation of future inflation, can impact the current value of portfolio investments, resulting in lower stock prices.

*Equity Issuer Risk.*

The risk that the market price of common stocks and other equity securities may go up or down, sometimes rapidly or unpredictably, including due to factors affecting equity securities markets generally, particular industries represented in those markets, or the issuer itself.

*Issuer Risk.*

The risk that the value of a security may decline for reasons directly related to the issuer such as management performance, financial leverage and reduced demand for the issuer's goods and services.

*Management Risk*

The Fund is actively managed and depends heavily on the Advisor's judgment about markets, interest rates or the attractiveness, relative values, liquidity, or potential appreciation of particular investments made for the Fund's portfolio. The Fund could experience losses if these judgments prove to be incorrect. Additionally, legislative, regulatory, or tax developments may adversely affect management of the Fund and, therefore, the ability of the Fund to achieve its investment objective.

## MANAGEMENT OF THE FUNDS

The Funds offer only one class of shares for each Fund.

Morris Capital Advisors, LLC, 15 Chester Commons, Malvern, PA, a limited liability company registered in Pennsylvania, acts as sole investment advisor to the Fund (the "Advisor"). Mr. Daniel A. Morris is the majority owner of the outstanding interest in Morris Capital Advisors, LLC. He is the Chief Executive Officer of the Investment Adviser and is also President and Chief Compliance Officer of the Fund. As of December 31, 2016, the Adviser managed \$344 million in assets under management.

Each of the Funds, under an Investment Advisory Agreement between the respective Fund and the Advisor, pays the Advisor a fee. During the most recent fiscal year, the Advisor received compensation of 0.75%, 0.75% and 0.45% of Manor Fund's, Growth Fund's and Bond Fund's average daily net assets. The fee is computed and payable at the end of each month. Under the advisory agreement effective January 1, 2017 the annual percentage of average daily net assets payable for the Advisor's investment management fee will be 0.75% for the Manor Fund and the Growth Fund, and 0.45% for the Bond Fund. A discussion regarding the basis for the Board's approval of the Investment Advisory Agreement of the Funds is available in the Fund's most recent semi-annual report to shareholders for the six-month period ended June 30, 2016.

Effective April 30, 2016, the Advisor has entered into an Expense Limitation Agreement with each Fund under which it has agreed to waive or reduce its fees and to assume other expenses of Manor Fund, Growth Fund and Bond Fund, if necessary, that limits each Fund's annual operating expenses (exclusive of interest, taxes, brokerage fees and commissions, other expenditures that are capitalized in accordance with generally accepted accounting principles, acquired Fund fees and expenses, other extraordinary expenses not incurred in the ordinary course of each Fund's business and dividend and interest expenses related to short investments) to not more than 1.25%, 0.99% and 0.95% through at least May 1, 2017. The current contractual agreement cannot be terminated prior to at least one year after the effective date without the Board of Trustees' approval.

Daniel A. Morris has been the Portfolio Manager of the Manor Fund since its inception in 1995. He is President and Chief Investment Officer of Morris Capital Advisors, and is also President and Chairman of the Board of Trustees of Manor Investment Funds

Daniel A. Morris has been the Portfolio Manager of the Growth Fund since its inception in 1999. He is President and Chief Investment Officer of Morris Capital Advisors, and is also President and Chairman of the Board of Trustees of Manor Investment Funds

Daniel A. Morris has been the Portfolio Manager of the Bond Fund since its inception in 1999. He is President and Chief Investment Officer of Morris Capital Advisors, and is also President and Chairman of the Board of Trustees of Manor Investment Funds

The statement of additional information for the Funds, which is incorporated by reference into this prospectus, provides additional information about the compensation of the portfolio manager, other accounts managed by the portfolio manager and the ownership of Fund securities by the portfolio manager.

## INVESTING WITH MANOR INVESTMENT FUNDS

### Purchasing Shares

The offering price of shares is the net asset value per share next determined after receipt of the purchase order by the Fund and is computed in the manner described under the caption "PRICING OF SHARES" in this Prospectus. The Fund reserves the right at its sole discretion to terminate the offering of its shares made by this Prospectus at any time and to reject purchase applications when, in the judgment of the management such termination or rejection is in the best interests of the Fund. The Fund will maintain an account for each shareholder.

The Initial purchase of shares of the Funds may be made by application to the Fund, or through an Authorized Institution. To purchase shares mail a check payable to Manor Investment Funds, complete the application form included in this Prospectus, and mail to Manor Investment Funds, 8000 Town Centre Drive, Suite 400, Broadview Heights, OH 44147. For additional information contact the Fund at 800-663-4851. Shareholders may also authorize the Fund to automatically debit their bank account to purchase shares by completing the necessary information on their account application. Shareholders may also purchase shares of any Fund by directing a transfer from another Fund by telephone. Shares can also be purchased by automatic payroll deduction, or by automatic deduction from an account that you specify.

You may also purchase shares of the Funds through certain Authorized Institutions. In order to make an initial investment in a Fund through an Authorized Institution you must furnish to your Authorized Institution the information in the Account Application. Customers of certain Authorized Institutions will normally give their purchase instructions to the Authorized Institution, and the Authorized Institution will, in turn, place purchase orders with the Funds. Authorized Institutions will set times by which purchase orders and payments must be received by them from their customers.

If shares of a Fund are held in a "street name" account (*i.e.*, accounts maintained and serviced by your Authorized Institution), all recordkeeping, transaction processing and payments of distributions relating to your account will be performed by your Authorized Institution, and not by a Fund and its transfer agent. Since the Funds will have no record of your transactions, you should contact your Authorized Institution to purchase, redeem or exchange shares, to make changes in or give instructions concerning your account or to obtain information about your account. The transfer of shares in a "street name" account to an account with another Authorized Institution involves special procedures and may require you to obtain historical purchase information about the shares in the account from your Authorized Institution. If your Authorized Institution's relationship with the Funds is terminated, and you do not transfer your account to another Authorized Institution, the Funds reserve the right to redeem your shares. The Funds will not be responsible for any loss in an investor's account or tax liability resulting from a redemption.

Certain Authorized Institutions may provide the following services in connection with their customers' investments in the Funds:

Personal and account maintenance services

Provide facilities to answer inquiries and respond to correspondence

Act as liaison between the Authorized Institution's customers and the Funds

Assist customers in completing application forms, selecting dividend and other options, and similar services

Shareholder administration services

Act, directly or through an agent, as the sole shareholder of record

Maintain account records for customers

Process orders to purchase, redeem and exchange shares for customers

Process payments for customers

Certain Authorized Institutions and other financial intermediaries may be authorized to accept, on behalf of the Funds, purchase, redemption and exchange orders placed by or on behalf of their customers to designate other financial intermediaries to accept such orders. In these cases:

A Fund will be deemed to have received an order that is in proper form when the order is accepted by an Authorized Institution or other financial intermediary on a business day, and the order will be priced at the Fund's NAV per share next determined after such acceptance.

Authorized Institutions and other financial intermediaries are responsible for transmitting accepted orders to the Funds within the time period agreed upon by them.

Authorized Institutions that invest in shares on behalf of their customers may charge fees directly to their customer accounts in connection with their purchase or redemption of Fund shares. You should contact your Authorized Institution for information regarding such charges, as these fees, if any, may affect the return such customers realize with respect to their investments.

The Funds' Advisor may make payments [or provide services] to Authorized Institutions and other financial intermediaries ("Intermediaries") to promote the sale, distribution and/or servicing of shares of the Funds. These payments are made out of the Advisor's own assets, and are not an additional charge to the Funds. The payments are in addition to any shareholder service fees that may be charged to the Funds. Such payments are intended to compensate Intermediaries for, among other things: marketing shares of the Funds, which may consist of payments relating to the Funds' inclusion on preferred or recommended fund lists or in certain sales programs sponsored by the Intermediaries; access to the Intermediaries' registered representatives or salespersons, including at conferences and other meetings; assistance in training and education of personnel; marketing support; and/or other specified services intended to assist in the distribution and marketing of the Funds. The payments may also, to the extent permitted by applicable regulations, contribute to various non-cash and cash incentive arrangements to promote the sale of shares, as well as sponsor various educational programs, sales contests and/or promotions. The payments by the Advisor may also compensate Intermediaries for sub-accounting, sub-transfer agency, administrative and/or shareholder processing services. These additional payments may exceed amounts earned on these assets by the Advisor and/or their affiliates for the performance of these or similar services. The amount of these additional payments is normally not expected to exceed 0.40% (annualized) of the amount sold or invested through the Intermediaries. Please refer to the "Payments to Intermediaries" section of the SAI for more information about these payments and services.

The payments made by the Advisor and/or its affiliates and the services provided by an Intermediary may differ for different Intermediaries. The presence of these payments, receipt of these services and the basis on which an Intermediary compensates its registered representatives or salespersons may create an incentive for a particular Intermediary, registered representative or salesperson to highlight, feature or recommend Funds based, at least in part, on the level of compensation paid. You should contact your Authorized Institution or other Intermediary for more information about the payments it receives and any potential conflicts of interest.

### **Redeeming Shares**

The Fund will redeem all or any portion of the total amount of the shares of any shareholder upon request in writing or by phone. Proper endorsements guaranteed either by a national bank or a member firm of the New York Stock Exchange may be required for requests in writing. Redemptions and transfers between Funds can also be initiated by telephone instructions or in writing.

Shares are redeemed at the net asset value per share next determined after notice is received by the Fund. The proceeds received by the shareholder may be more or less than the cost of such shares, depending upon the net asset value per share at the time of redemption; the difference should be treated by the shareholder as a capital gain or loss, as the case may be, for federal income tax purposes.

Payment by the Fund will ordinarily be made by check or by automated clearing house transfer within seven days after tender. The Fund may suspend the right of redemption or postpone the date of payment if: The New York Stock Exchange is closed for other than customary weekend or holiday closings, or when trading on the New York Stock Exchange is restricted as determined by the Securities and Exchange Commission, or when the Securities and Exchange Commission has determined that an emergency exists, making disposal of Fund securities or valuation of net assets not reasonably practicable. To redeem shares send your written request to Manor Investment Funds, 8000 Town Centre Drive, Suite 400, Broadview Heights, OH 44147, or call the Fund at 800-663-4851 to request a redemption by phone.

You should contact your Authorized Institution to discuss redemptions and redemption proceeds. Certain Authorized Institutions are authorized to accept redemption requests on behalf of the Funds. A Fund may transfer redemption proceeds to an account with your Authorized Institution. In the alternative, your Authorized Institution may request that redemption proceeds be sent to you by check or wire (if the wire instructions are designated in the current records of the transfer agent). Redemptions may be requested by your Authorized Institution in writing, by telephone or through an electronic trading platform.

### **Exchanging Shares**

Shareholders can also exchange shares among any of the three fund series of the Manor funds group by simultaneously selling the shares of one fund and using the proceeds to purchase shares of another fund. Exchange transactions can be initiated by written request to Manor Investment Funds, 8000 Town Centre Drive, Suite 400, Broadview Heights, OH 44147, or by calling the Fund at 800-663-4851.

### **Frequent Purchases and Redemptions**

Frequent purchase and redemption transactions of the Fund, sometimes referred to as “market timing,” create risk for the shareholder initiating the transactions and for other shareholders. Shareholders who participate in this short-term trading philosophy run the risk of realizing substantial losses from ill-timed transactions, forfeiting the opportunity to participate in long-term market trends, and losing the benefit of favorable taxation on long-term investment holdings. Active trading of this sort undermines the long-term investment philosophy of the Fund. Other shareholders can experience lower investment returns if active trading creates higher portfolio turnover, thus generating short-term gains and losses that must be distributed as Fund dividends.

The Board of Trustees has adopted a policy to deter excessive trading by Fund shareholders. The Board will review any account that generates more than three buy/sell transactions in a quarter, or redeems substantially all of the holdings in an account within 30 days of purchase. The Board also reserves the right to reject any investment in the Fund if it is deemed that the size of the purchase or expected duration may adversely impact existing shareholders. The board will proactively seek to close the accounts of shareholders when they are deemed to be disruptive to the long-term investment goals of the Funds.

### **Pricing of Shares**

The net asset value of the shares for each Fund is determined as of the close of trading (presently 4:00 p.m.) on the New York Stock Exchange on each business day the Exchange is open. The Exchange is closed on most national holidays. The net asset value is not calculated if the New York Stock Exchange is closed for trading. The price is determined by dividing the value of its securities, plus any cash and other assets less all liabilities, by the number of shares outstanding. The market value of securities listed on a national exchange is determined to be the last recent sales price on such exchange. Listed securities that have not recently traded and over-the-counter securities are valued at the last bid price in such market. Short-term paper (debt obligations that mature in less than 60 days) are valued at amortized cost which approximates market value. Other assets are valued at fair value as determined in good faith by the Board of Trustees.

### **Other Information You Should Know**

In addition to the rights expressly stated elsewhere in this prospectus, Manor Investment Funds reserves the right, without notice, to (1) alter, add, or discontinue any conditions of purchase (including eligibility requirements), redemption, exchange, conversion, service, or privilege at any time; (2) accept initial purchases by telephone; (3) freeze any account and/or suspend account services if Manor Investment Funds has received reasonable notice of a dispute regarding the assets in an account, including notice of a dispute between the registered or beneficial account owners, or if we reasonably believe a fraudulent transaction may occur or has occurred; (4) temporarily freeze any account and/or suspend account services upon initial notification to Manor Investment Funds of the death of the shareholder until Manor Investment Funds receives required documentation in good order; (5) alter, impose, discontinue, or waive any redemption fee, account service fee, or other fees charged to a group of shareholders; and (6) redeem an account or suspend account privileges, without the owner’s permission to do so, in cases of threatening conduct or activity Manor Investment Funds believes to be suspicious, fraudulent, or illegal. Changes may affect any or all investors. These actions will be taken when, at the sole discretion of Manor Investment Funds management, we reasonably believe they are deemed to be in the best interest of a fund.

## **DISTRIBUTIONS AND TAXES**

### **Dividends and Capital Gain Distributions**

The Fund will automatically retain and reinvest dividends and capital gain distributions and purchase additional shares for the shareholder at net asset value as of the close of business on the distribution date. A shareholder may at any time by letter or forms supplied by the Fund direct the payment of dividend and/or capital gains distributions, if any, to such shareholder in cash.

### **Taxes**

The Fund will endeavor to qualify annually for and elect tax treatment applicable to a regulated investment company under Subchapter M of the Internal Revenue Code (the "Code").

Distribution of any net long-term capital gains realized by the Fund will be taxable to the shareholder as long-term capital gains, regardless of the length of time Fund shares have been held by the investor. All income realized by the Fund including short-term capital gains, will be taxable to the shareholder as ordinary income. Dividends from net income will be made annually or more frequently at the discretion of the Board of Trustees. Dividends received shortly after purchase of shares by an investor will have the effect of reducing the per share net asset value of his shares by the amount of such dividends or distributions and, although in effect a return of capital, are subject to federal income taxes. An exchange of the Fund's shares for shares of another Fund will be treated as a sale and any gain or loss on the transaction may impact your federal income tax.

The Fund is required by Federal law to withhold 31% of reportable payments (which may include dividends, capital gains, distributions and redemptions) paid to shareholders who have not complied with IRS regulations. In order to avoid this withholding requirement, you must certify on the application form supplied by the Fund that your Social Security or Taxpayer Identification Number provided is correct and that you are not currently subject to back-up withholding, or that you are exempt from back-up withholding.

### **Shareholder Services Plan**

The Funds have adopted a Shareholder Services Plan (the "Services Plan"), pursuant to which the Funds will pay an annual service fee at the rate of 0.25% of each Fund's average daily net assets. The Services Plan is intended to support shareholder liaison services, such as personal shareholder servicing and maintenance of shareholder accounts, including responding to customer inquiries and providing requested information on investments. The fee may also be used to pay financial advisors and correspondent firms for shareholder servicing.

## **GENERAL INFORMATION**

Sanville & Company 1514 Old York Road, Abington, PA 19001, serves as the independent registered public accounting firm for the Fund.

US Bancorp 1555 N. RiverCenter Drive, Milwaukee, WI 53212 serves as custodian for the Funds.

Mutual Shareholder Services, LLC 8000 Town Centre Drive, Suite 400, Broadview Heights, OH 44147 acts as transfer agent for the Funds.

## FINANCIAL HIGHLIGHTS

The financial highlights tables on the following pages are intended to help you understand each Fund's financial performance for the past 5 years. Certain information reflects financial results for a single Fund share. The total returns in the table represent the rate that an investor would have earned, or lost, on an investment in the Fund (assuming reinvestment of all dividends and distributions). This information has been audited by Sanville & Company, the Funds' independent registered public accounting firm. The auditor's report along with the Funds' financial statements, are included in the annual report, which is available upon request.

**MANOR INVESTMENT FUNDS**  
**MANOR FUND**  
**Financial Highlights**  
**For a share of capital stock outstanding throughout the period**

	Years Ended				
	<u>12/31/2016</u>	<u>12/31/2015</u>	<u>12/31/2014</u>	<u>12/31/2013</u>	<u>12/31/2012</u>
Net Asset Value, at Beginning of Year	\$ 22.89	\$ 24.73	\$ 24.23	\$ 18.46	\$ 17.18
Income From Investment Operations:					
Net Investment Income *	0.13	0.11	0.12	0.17	0.09
Net Gain (Loss) on Securities (Realized and Unrealized)	1.48	(0.64)	2.27	6.67	1.32
Total from Investment Operations	1.61	(0.53)	2.39	6.84	1.41
Distributions:					
Net Investment Income	(0.13)	(0.11)	(0.12)	(0.16)	(0.10)
Realized Gains	(2.32)	(1.20)	(1.73)	(0.91)	(0.03)
Return of Capital	-	-	(0.04)	-	-
Total from Distributions	(2.45)	(1.31)	(1.89)	(1.07)	(0.13)
Net Asset Value, at End of Year	\$ 22.05	\$ 22.89	\$ 24.73	\$ 24.23	\$ 18.46
 Total Return **	 6.97%	 (2.23)%	 9.75%	 37.07%	 8.20%
Ratios/Supplemental Data:					
Net Assets at End of Year (Thousands) Before Waivers	\$ 6,139	\$ 6,129	\$ 5,923	\$ 5,458	\$ 3,965
Ratio of Expenses to Average Net Assets After Waivers	1.25%	1.25%	1.24%	1.40%	2.18%
Ratio of Expenses to Average Net Assets	1.25 %	1.25%	1.24%	1.07%	1.50%
Ratio of Net Investment Income to Average Net Assets	0.55%	0.44%	0.47%	0.77%	0.51%
Portfolio Turnover	19.71%	15.65%	13.02%	21.68%	10.15%

\* Per share net investment income has been determined on the basis of average shares outstanding during the period.

\*\* Total return in the above table represents the rate that the investor would have earned or lost on an investment in the Fund assuming reinvestment of dividends.

**MANOR INVESTMENT FUNDS**  
**GROWTH FUND**  
**Financial Highlights**  
**For a share of capital stock outstanding throughout the period**

	Year Ended				
	<u>12/31/2016</u>	<u>12/31/2015</u>	<u>12/31/2014</u>	<u>12/31/2013</u>	<u>12/31/2012</u>
Net Asset Value, at Beginning of Year	\$ 19.43	\$ 20.12	\$ 17.88	\$ 13.24	\$ 11.68
Income From Investment Operations:					
Net Investment Loss *	0.01	(0.03)	(0.08)	(0.03)	(0.04)
Net Gain (Loss) on Securities (Realized and Unrealized)	0.86	0.01	2.43	4.67	1.60
Total from Investment Operations	0.87	(0.02)	2.35	4.64	1.56
Distributions:					
Net Investment Income	(0.01)	-	-	-	-
Realized Gains	-	(0.67)	(0.11)	-	-
Total from Distributions	(0.01)	(0.67)	(0.11)	-	-
Net Asset Value, at End of Year	\$ 20.29	\$ 19.43	\$ 20.12	\$ 17.88	\$ 13.24
Total Return **	4.49%	(0.14)%	13.13%	35.05%	13.36%
Ratios/Supplemental Data:					
Net Assets at End of Year (Thousands) Before Waivers	\$ 10,033	\$ 20,695	\$ 17,045	\$ 5,904	\$ 4,226
Ratio of Expenses to Average Net Assets After Waivers and Reimbursements	0.99%	1.09%	1.22%	1.39%	2.11%
Ratio of Expenses to Average Net Assets	0.99%	1.09%	1.22%	1.06%	1.50%
Ratio of Net Investment Loss to Average Net Assets	0.05%	(0.13)%	(0.40)%	(0.18)%	(0.34)%
Portfolio Turnover	13.21%	19.49%	8.08%	19.71%	13.03%

\* Per share net investment loss has been determined on the basis of average shares outstanding during the period.

\*\* Total return in the above table represents the rate that the investor would have earned or lost on an investment in the Fund assuming reinvestment of dividends.



**MANOR INVESTMENT FUNDS**  
**BOND FUND**  
**Financial Highlights**  
**For a share of capital stock outstanding throughout the period**

	Years Ended				
	<u>12/31/2016</u>	<u>12/31/2015</u>	<u>12/31/2014</u>	<u>12/31/2013</u>	<u>12/31/2012</u>
Net Asset Value, at Beginning of Year	\$ 10.42	\$ 10.43	\$ 10.39	\$ 10.62	\$ 10.64
Income From Investment Operations:					
Net Investment Income (Loss) *	0.02	0.00	-***	0.04	0.04
Net Gain (Loss) on Securities (Realized and Unrealized)	(0.15)	0.00	0.05	(0.23)	(0.02)
Total from Investment Operations	(0.13)	0.00	0.05	(0.19)	0.02
Distributions:					
Net Investment Income	(0.02)	(0.01)	(0.01)	(0.04)	(0.04)
Realized Gains	-***	-	-	-	-***
Total from Distributions	(0.02)	(0.01)	(0.01)	(0.04)	(0.04)
Net Asset Value, at End of Year	\$ 10.27	\$ 10.42	\$ 10.43	\$ 10.39	\$ 10.62
Total Return **	(1.26)%	(0.04)%	0.46%	(1.79)%	0.19%
Ratios/Supplemental Data:					
Net Assets at End of Year (Thousands) Before Waivers	\$ 1,183	\$ 1,087	\$ 1,221	\$ 1,589	\$ 1,692
Ratio of Expenses to Average Net Assets After Waivers and Reimbursements	0.95%	0.95%	0.95%	1.42%	1.92%
Ratio of Expenses to Average Net Assets	0.95%	0.95%	0.95%	0.78%	1.00%
Ratio of Net Investment Income to Average Net Assets	0.18%	0.00%	0.04%	0.39%	0.35%
Portfolio Turnover	41.29%	0.00%	0.00%	29.09%	35.65%

\* Per share net investment income has been determined on the basis of average shares outstanding during the period.

\*\* Total return in the above table represents the rate that the investor would have earned or lost on an investment in the Fund assuming reinvestment of dividends.

\*\*\* Amount less than \$0.005 per share.

## **PRIVACY POLICIES AND PROCEDURES**

Manor Investment Funds, (the “Funds”), believes that our clients’ personal information is private and the employees of the Funds hold themselves to the highest standards to ensure that clients can trust our commitment to this policy.

The Funds limit the collection and use of personal information to that which is necessary to administer our clients’ accounts, to provide customer services and/or to fulfill legal and regulatory requirements. We collect this information about clients from your applications, forms, and from your transactions with us.

The Funds do not share personal information about clients or former clients to any outside third party unless we are required by law and/or regulatory procedures, or receive your prior written consent.

The Funds disclose nonpublic information about our clients to financial service providers, such as securities broker-dealers executing security transactions, or transfer agents authorized to maintain client accounts.

The Funds restrict access to nonpublic personal information about you only to those employees who need to know that information to provide products or services to you. We maintain physical and procedural safeguards that comply with federal standards to guard your nonpublic personal information.

The Funds will continue to review our efforts to ensure client privacy and make every effort to keep your personal information accurate, current and confidential.

## **GLOSSARY OF INVESTMENT TERMS**

**Capital Gains Distribution:** Payment to mutual fund shareholders of gains realized on securities that a fund has sold at a profit, minus any realized losses.

**Cash Investments:** Cash deposits, short-term bank deposits, and money market instruments that include U.S. Treasury bills and notes, bank certificates of deposit (CD's), repurchase agreements, commercial paper, and bankers' acceptances.

**Common Stock:** A security representing ownership rights in a corporation. A stockholder is entitled to share in the profits of the company, some of which may be paid out as dividends.

**Dividend Distribution:** Payment to mutual fund shareholders of income from interest or dividends generated by the investment securities in the portfolio of the Fund,

**Expense Ratio:** The percentage of the average net assets of the Fund used to pay operating expenses during a fiscal year. The expense ratio includes management expenses, such as advisory fees, account maintenance, reporting, accounting, legal, and other administrative expenses, and any 12b-1 distribution fees. It does not include the transaction costs of buying and selling portfolio securities.

**Inception Date:** The date on which the assets of a fund (or one of the share classes) are first invested in accordance with the investment objective of the fund. For funds with a subscription period, the inception date is the day after that period ends. Investment performance is measured from the inception date.

**Market Capitalization:** An indicator of the size of a company in which a fund invests.

**Mutual Fund:** An investment company that pools the money of many people and invests it in a variety of securities in an effort to achieve a specific objective over time.

**Principal:** The face value of a debt instrument or the amount of money put into an investment.

**Securities:** Stocks, bonds, money market instruments, and other investment vehicles.

**Total Return:** A percentage change, over a specified time period, in the net asset value of a mutual fund, assuming the reinvestment of all distributions of dividends and capital gains.

**Volatility:** The fluctuations in value of a mutual fund or other security. The greater the volatility of a fund, the wider the fluctuations in its returns.

---

## FOR MORE INFORMATION

---

Additional information about each Fund's investments is available in the Funds' annual and semi-annual reports to shareholders. In the Funds' annual report, you will find a discussion of the market conditions and investment strategies that significantly affected the Funds' performance during its last fiscal year. A statement of additional information about the Funds has been filed with the Securities and Exchange Commission. The statement of additional information (which is incorporated in its entirety by reference in this Prospectus) contains additional information about the Funds.

To request a free copy of the SAI, a Fund's annual and semi-annual reports and other information about the Fund, or to make inquiries about the Fund, write the Fund c/o Mutual Shareholder Services, LLC, 8000 Town Centre Drive, Suite 400, Broadview Heights, OH 44147 at 800-663-4851.

Information about the Funds (including the SAI) can be reviewed and copied at the SEC's public reference room in Washington, D.C. Information about the operation of the public reference room may be obtained by calling the SEC at 1-202-551-8090. Reports and other information about Fund are available on the EDGAR Database on the SEC's Internet site at <http://www.sec.gov>, and copies of this information may be obtained, after paying a duplicating fee, by electronic request at the following e-mail address: [publicinfo@sec.gov](mailto:publicinfo@sec.gov), or by writing the writing the SEC's Public Reference Section, Washington, D.C. 20549-1520.

Manor Investment Funds Company Act File Number: 811-09134